

Project Report – By Pixora Digital

INDEX

No.	Particulars	Page
1)	Project Profile 1.1 Project Definition 1.2 Process of System 1.3 System Requirement	3
2)	Analysis 2.1 Scope of the project 2.2 Feasibility Study 2.3 Use Case Diagram 2.4 Entity Relationship Diagram 2.5 Data Flow Diagram	5
3)	Design 3.1 Data Dictionary	9
4)	Implementation and Testing 4.1 Screen Layouts 4.2 Testing 4.3 Future Enhancement	10
5)	Tools and Technology 5.1 What is P.H.P.? 5.2 What is MYSQL? 5.3 Bibliography	19

Shiv Shakti Loader Services.

● Project Description

Shiv Shakti Loader Service is a comprehensive web-based platform designed to provide efficient and reliable loader and tractor rental services to customers. The primary goal of this project is to digitize and streamline the traditional process of renting heavy machinery, making it faster, more accessible, and user-friendly.

In today's fast-paced world, industries such as construction, agriculture, and logistics require quick access to equipment like loaders and tractors. Traditionally, renting such machinery involves manual communication, lack of transparency, and time-consuming processes. This project addresses these challenges by offering a fully digital solution that connects customers with service providers through an intuitive online system.

● Objectives of the Project

The main objectives of the Shiv Shakti Loader Service project are:

- To provide an easy-to-use platform for booking loaders and tractors online
- To reduce manual work and improve operational efficiency
- To ensure transparency in booking, pricing, and availability
- To enable secure online and offline payment options
- To enhance communication between customers and service providers

● Key Features

1. User Panel

The user panel is designed to offer a seamless experience for customers. It includes:

- User registration and login system
- Dashboard displaying booking details and available vehicles
- Easy booking process with date, time, and duration selection
- Email confirmation for successful bookings
- Feedback system to collect user reviews

2. Admin Panel

The admin panel allows complete control over the system. It includes:

- User management (view, update, delete users)
- Vehicle management (add, update, remove loaders/tractors)
- Booking management (track and manage all bookings)
- Monitoring system performance and user activity

3. Booking System

The platform provides a simple and efficient booking mechanism:

- Users can select available loaders or tractors
- Choose date, time, and required hours
- Confirm booking instantly
- Receive booking confirmation via email

4. Payment Integration

The system supports flexible payment methods:

- Online payment through integrated payment gateway
- Offline payment option (pay at location)
- Secure transaction handling

5. Email Notification System

Automated email functionality is implemented using PHPMailer:

- Booking confirmation emails
- User communication support
- Improved reliability and professionalism

• Technologies Used

The project is developed using modern web technologies:

- **Frontend:** HTML, CSS, JavaScript
- **Backend:** PHP
- **Database:** MySQL
- **Email Integration:** PHPMailer
- **Payment Gateway:** Cashfree

• Analysis

2.1 Scope of the project

Certainly! Shiv Shakti Loader Service caters to a diverse range of users, providing a comprehensive solution for anyone in need of loader or tractor rental services like individual Customer, Contractors And Construction Company , Agriculture Sector, Event Organizers , Government Agency.

2.2 Feasibility Study

➤ Operational Feasibility

1. User Requirements:

- Easy-to-navigate interface.
- Service browsing, searching, and booking.
- Automated email notifications for bookings and payments.

➤ Economic Feasibility

1. **Cost Analysis:** Development tools, web hosting, and marketing expenses.
2. **ROI:** Revenue from loader/tractor rentals and advertising partnerships.

➤ Legal Feasibility

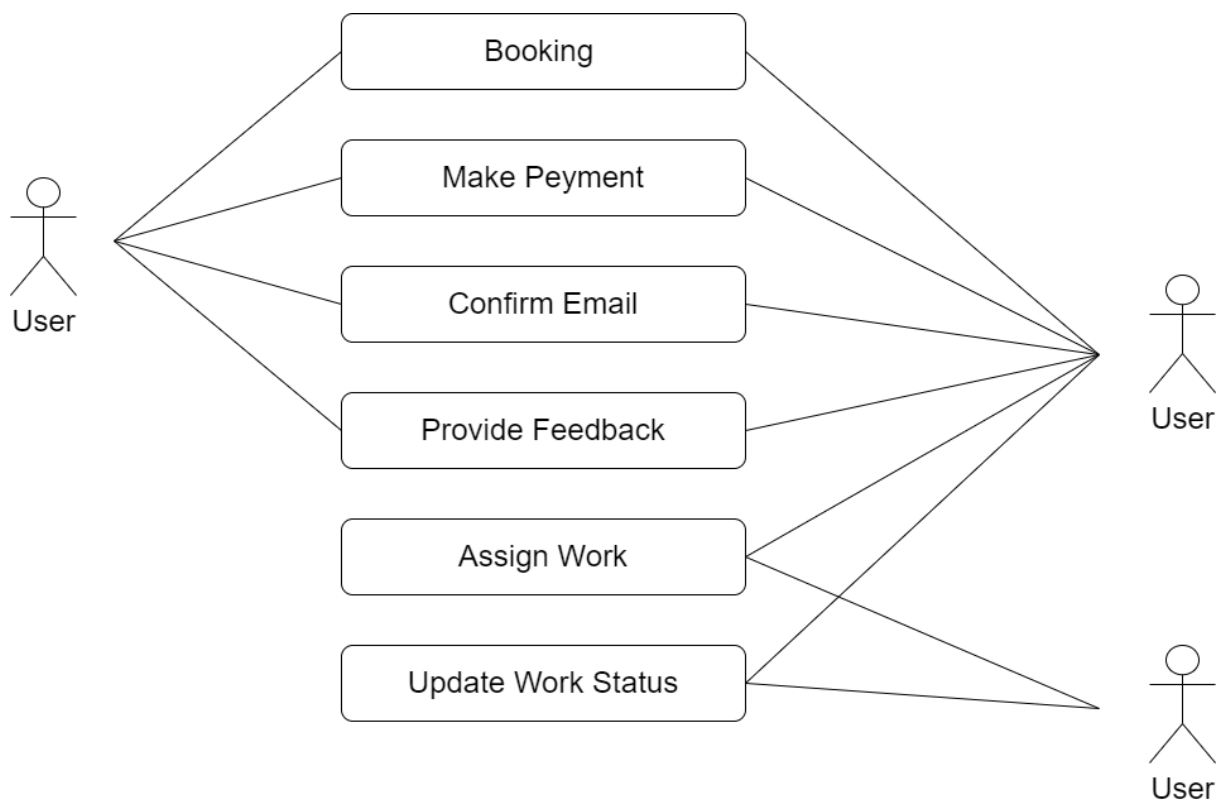
1. **Compliance:** Ensure proper business licenses and adherence to rental service regulations.
2. **Data Protection:** Secure customer data in compliance with local laws (e.g., GDPR, IT Act in India).

➤ Schedule Feasibility

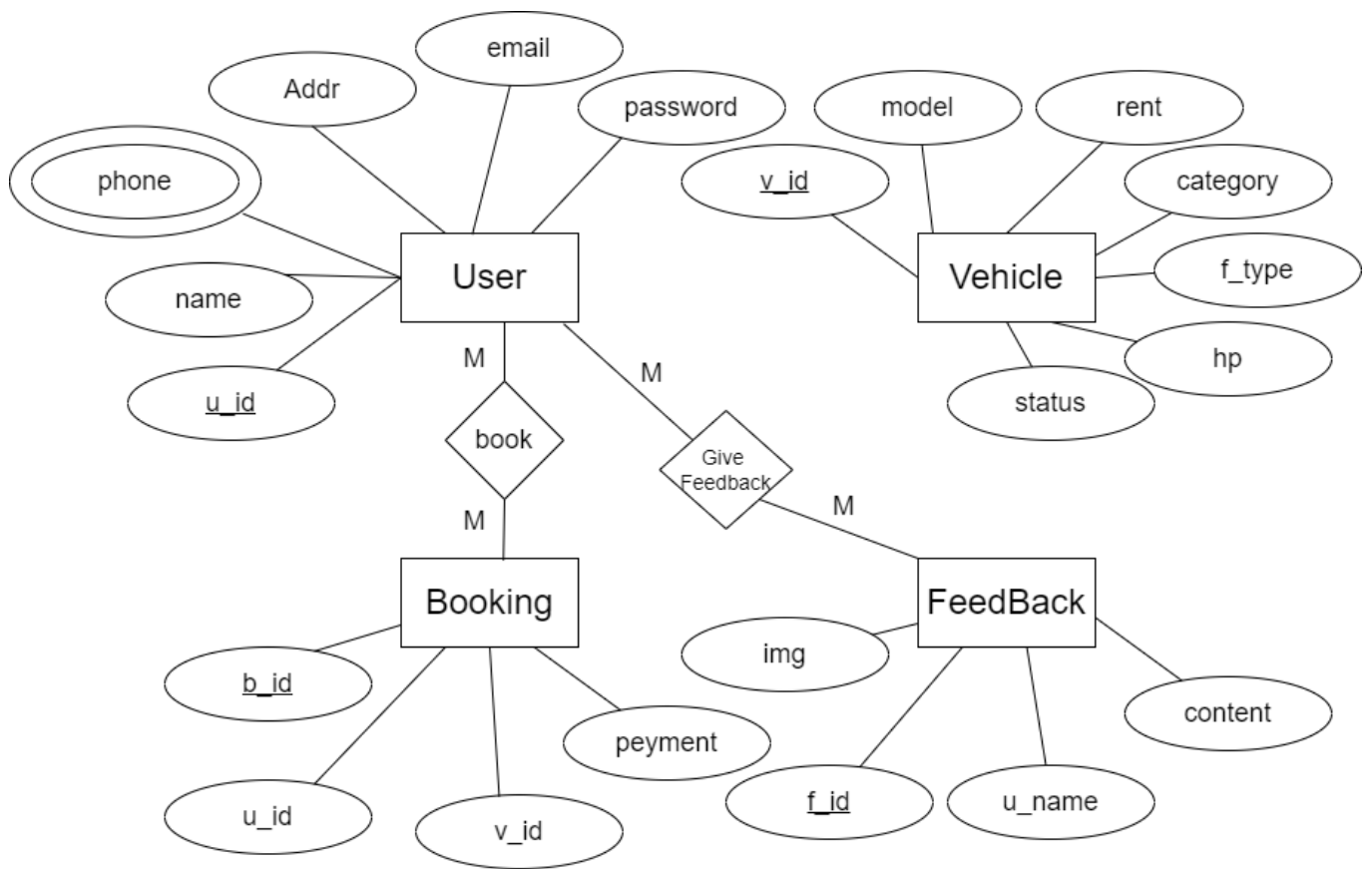
1. Timeline:

- **Planning Phase:** 1 month.
- **Development Phase:** 2 months.
- **Testing Phase:** 2-3 weeks.
- **Deployment Phase:** 1 week.

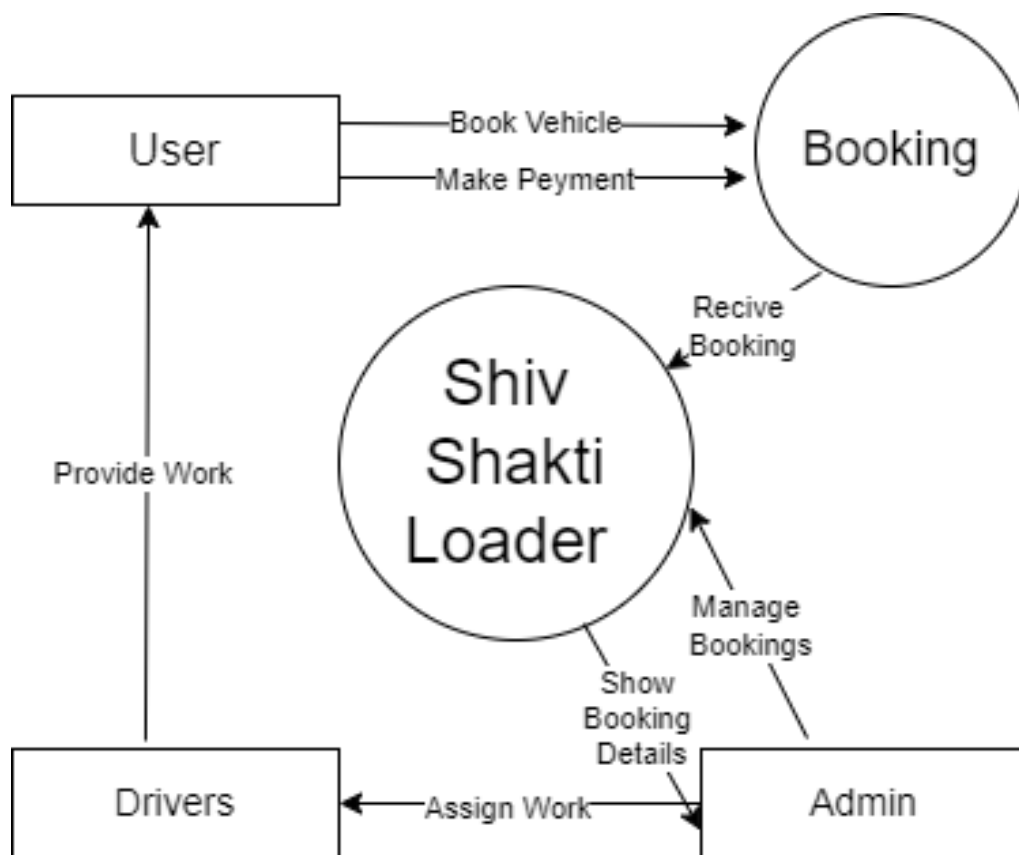
2.3 Use Case Diagram



2.4 Entity Relationships Diagram



2.5 Data Flow Diagram



3) Design

3.1 Data Dictionary

Table Name: user

Column	Data Type	Constraint
id	Int	PRIMARY KEY
name	varchar(30)	NOT NULL
phone	Int	UNIQUE KEY
Addr	varchar(50)	NOT NULL
email	varchar(20)	NOT NULL
pwd	varchar(20)	NOT NULL

Table Name: vehicle

Column	Data Type	Constraint
id	int	PRIMARY KEY
model	varchar(200)	NOT NULL
Rent	Int	NOT NULL
Category	Varchar(200)	NOT NULL
F_type	Varchar(50)	NOT NULL
Hp	int	NOT NULL
Status	Varchar(50)	NOT NULL

Table Name : booking

Column	Data Type	Constraint
id	Int	NOT NULL
u_name	varchar(30)	NOT NULL
u_phone	int	PRIMARY KEY
u_addr	varchar(30)	NOT NULL
u_email	varchar(20)	UNIQUE KEY
v_id	Int	NOT NULL
v_model	varchar(20)	NOT NULL
v_rent	int	NOT NULL
v_category	varchar(30)	NOT NULL
v_f_type	Varchar(10)	NOT NULL
v_hp	int	NOT NULL
payment	varchar(10)	NOT NULL

Table Name : feedback

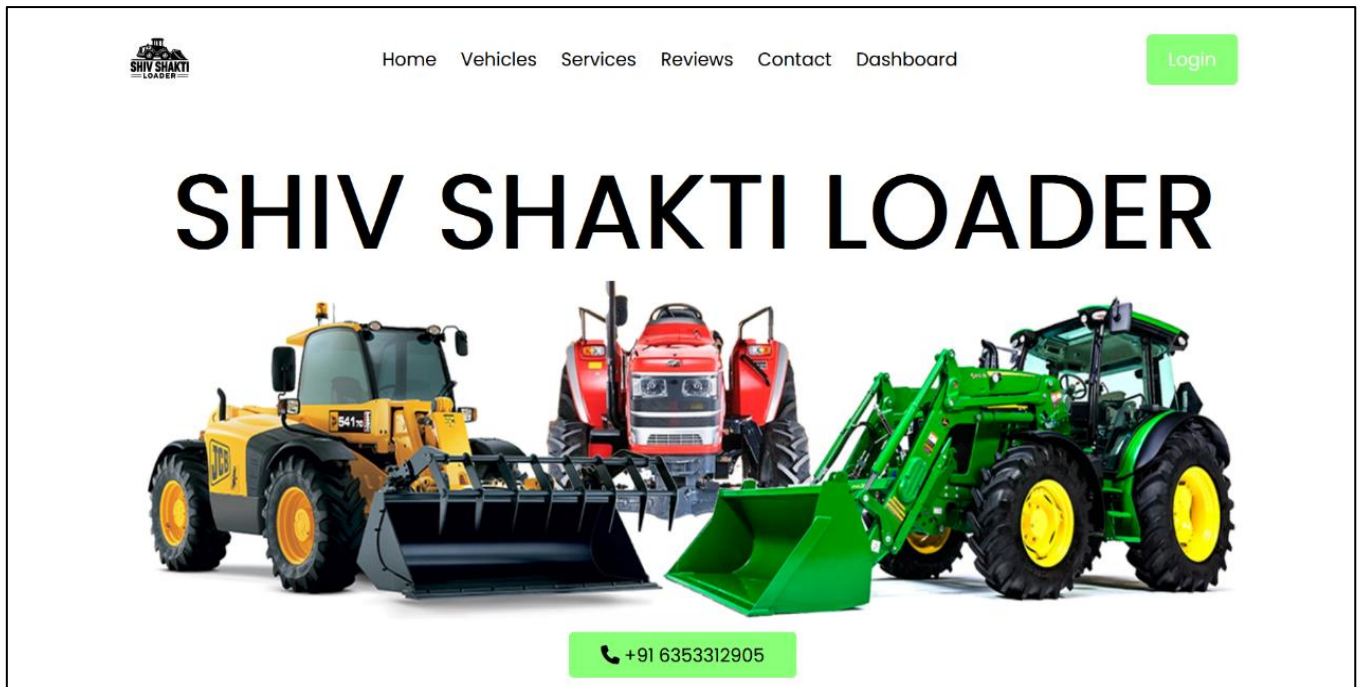
Column	Data Type	Constraint
id	int	PRIMARY KEY
u_name	varchar(200)	NOT NULL
Content	longtext	NOT NULL

4) Implementation and Testing

4.1 Screen Layouts

1. Home Page


The home page serves as the main landing area for visitors, providing an overview of the Shiv Shakti Loader Service. It includes links to key sections such as the services offered, contact information, and user login options. The design is intuitive, ensuring that users can easily navigate through the website.



2. Vehicle Page

This page displays a comprehensive list of vehicles available for rent, including loaders and tractors. Each vehicle entry is accompanied by detailed information such as the model, category, and rental price. Users can browse through the available options and select a vehicle based on their needs.

Popular Vehicals



Hyundai HL960HDxt
Rent: Rs. 5000/H
● 2020 ● Loader ● Diesel
● 222HP ● Available


[Book Now](#)

○○●○○○

3. Service Page


The Service page outlines the various services provided by Shiv Shakti Loader. It explains the rental process and showcases the different use cases for the loaders and tractors, such as for construction, agriculture, and event organizing.

Our Services




Loader Rental

We Offer A Wide Range Of Loaders For Rental, Suitable For Construction, Agriculture, And Other Heavy-Duty Tasks. Our Flexible Rental Terms And Well-Maintained Equipment Ensure You Get The Best Service Every Time.




Loader Repair

Our Experienced Technicians Provide Top-Notch Loader Repair Services, Ensuring Minimal Downtime. We Handle All Types Of Repairs, From Minor Fixes To Major Overhauls, Using High-Quality Parts And Advanced Tools.



Loader Insurance

Protect Your Investment With Our Comprehensive Loader Insurance Plans. We Offer Coverage For Accidental Damage, Theft, And More, Giving You Peace Of Mind And Financial Security.



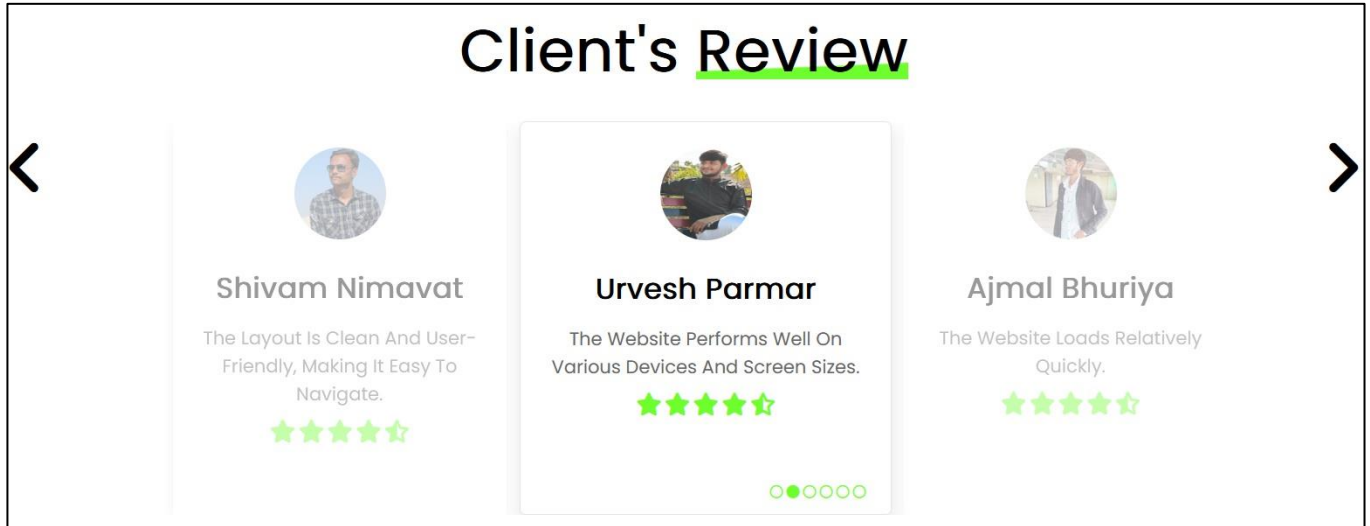
Battery Replacement

Ensure Your Loader's Optimal Performance With Our Reliable Battery Replacement Service. We Provide High-Quality Batteries That Are Compatible With Various Loader Models, Ensuring Your Equipment Runs Smoothly.

10

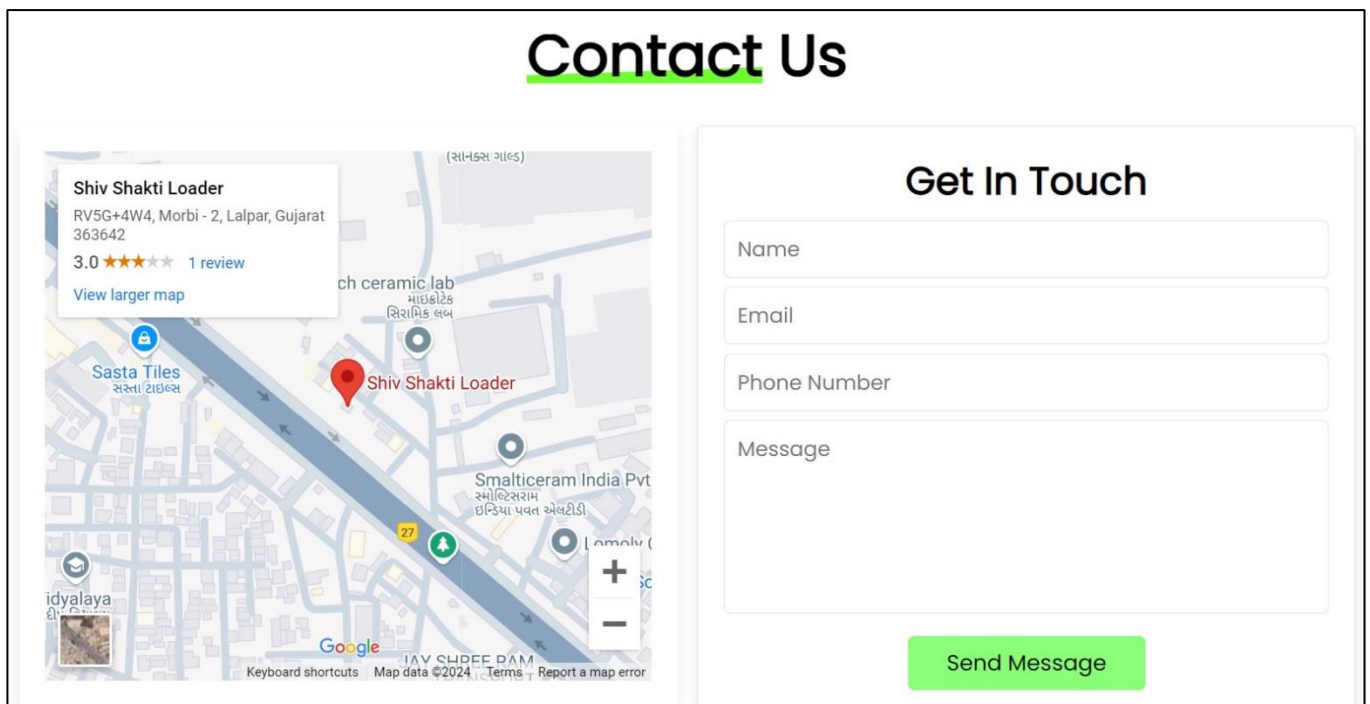
4. Review Page

On the Review page, users can leave feedback on their experiences with the service. This feedback is publicly displayed for prospective customers to review, helping build trust and transparency.



5. Contact Us

The Contact Us page allows users to reach out to Shiv Shakti Loader Service for inquiries, support, or feedback. It includes a form for submitting messages and the company's contact details.



6. Footer

Quick Links

- [Home](#)
- [Vehicles](#)
- [Services](#)
- [Featured](#)
- [Reviews](#)
- [Contact](#)

Quick Links

- ☎ [+91 6353312905](tel:+916353312905)
- ☎ [+91 9574880751](tel:+919574880751)
- ✉ Parthrathod933@Gmail.Com
- 📍 [Shiv Shakti Loader Services](#)

Social Media


- 📞 [Whatsapp](#)
- 📘 [Facebook](#)
- 📷 [Instagram](#)

Copyright © | All Rights Reserved

7. Full Site Screen

SHIV SHAKTI
Home Vehicles Services Reviews Contact Dashboard
+91

SHIV SHAKTI LOADER




+91 8383312905

🏠 **100+**
Companies Take Our Services

😊 **1000+**
Happy Customers

🚗 **50+**
New Loaders

Popular Vehicals



Bull
Rent: Rs. 2000/H

● 2024 ● Loader ● Diesel
● 95HP ● Available

Book Now

Our Services

🚗

Loader Rental

We Offer A Wide Range Of Loaders For Rental, Suitable For Construction, Agriculture, And Other Heavy Duty Tasks. Our Flexible Rental Terms And Well-Maintained Equipment Ensure You Get The Best Service Every Time.

🔧

Loader Repair

Our Experienced Technicians Provide Top-Notch Loader Repair Services, Ensuring Minimal Downtime. We Handle All Types Of Repairs, From Minor Fixes To Major Overhauls, Using High-Quality Parts And Advanced Tools.

🛡️

Loader Insurance

Protect Your Investment With Our Comprehensive Loader Insurance Plans. We Offer Coverage For Accidental Damage, Theft, And More, Giving You Peace Of Mind And Financial Security.

🔋

Battery Replacement

Ensure Your Loader's Optimal Performance With Our Reliable Battery Replacement Service. We Provide High-Quality Batteries That Are Compatible With Various Loader Models, Ensuring Your Equipment Runs Smoothly.

Subscribe For Latest Updates

enter your email

Submit Query

Client's Review

Shivam Nimavat

The Layout Is Clean And User-Friendly, Making It Easy To Navigate.

★★★★★

Urvesh Parmar

The Website Performs Well On Various Devices And Screen Sizes.

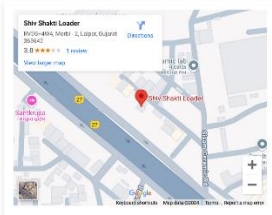
★★★★★

Ajmal Bhuriya

The Website Loads Relatively Quickly.

★★★★★

Contact Us



Get In Touch

Name

Email

Phone Number

Message

Send Message

Quick Links

- Home
- Vehicles
- Services
- Featured
- Reviews
- Contact

Quick Links

- 📞 +91 8383312905
- 📞 +91 9674890751
- ✉ Parthodhod53@gmail.com
- 📍 Shiv Shakti Loader Services

Social Media

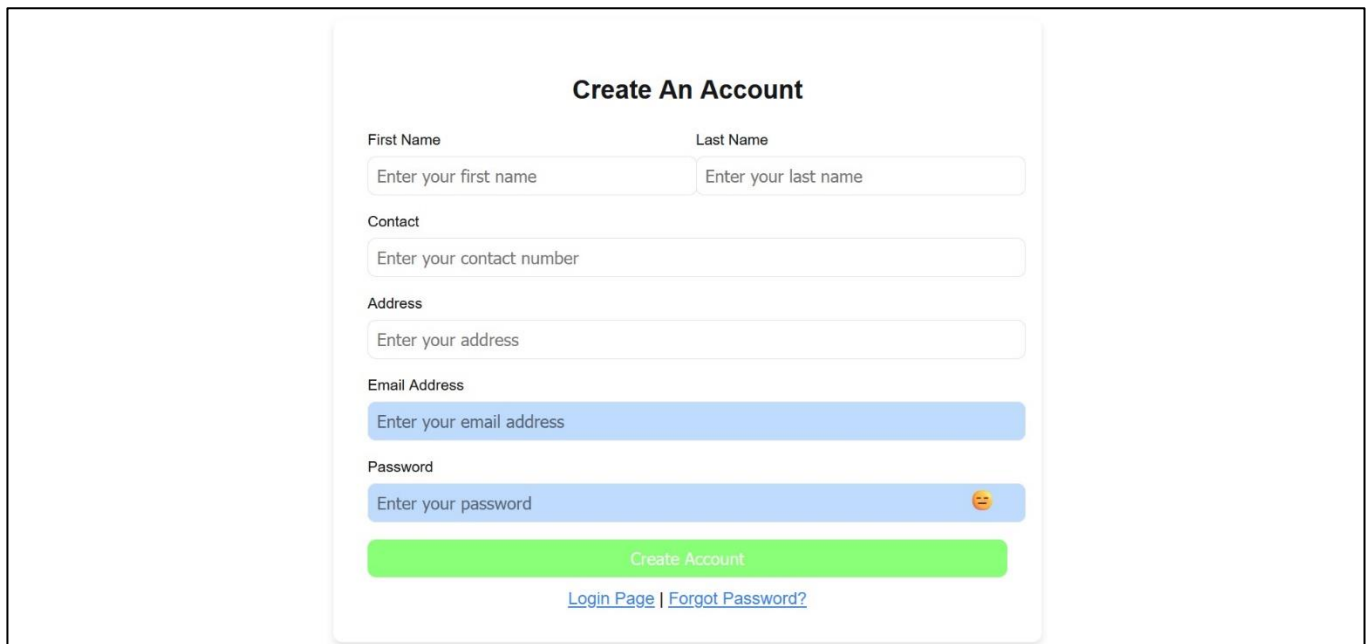
- 📱 whatsapp
- 📘 facebook
- 📷 instagram

Copyright © | All Rights Reserved

13

8. User Registration

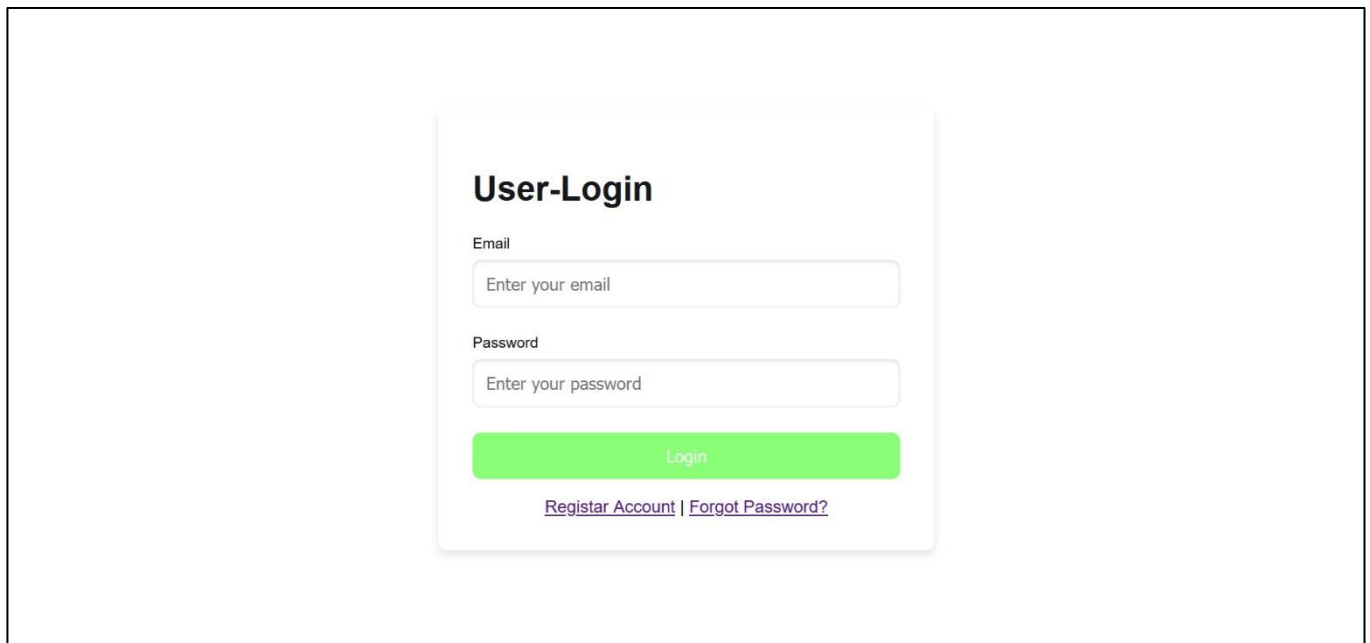
This page enables new users to create an account on the platform. It includes fields for essential details like username, email, phone number, and address. Once registered, users can access the platform's features such as booking management.



The screenshot shows a registration form titled "Create An Account". It features several input fields: "First Name" and "Last Name" (two separate boxes), "Contact" (phone number), "Address", "Email Address", and "Password". The "Email Address" and "Password" fields are highlighted in blue. Below the fields is a green "Create Account" button and two links: "[Login Page](#)" and "[Forgot Password?](#)".

9. User Login

This page enables new users to create an account on the platform. It includes fields for essential details like username, email, phone number, and address. Once registered, users can access the platform's features such as booking management.



The screenshot shows a login form titled "User-Login". It features two input fields: "Email" and "Password". Below the fields is a green "Login" button and two links: "[Registrar Account](#)" and "[Forgot Password?](#)".

10. User Panel

The User Panel is the dashboard for logged-in users. From here, they can view their active and past bookings, update their profile, change their password, and access the feedback submission page.

The screenshot shows the Shiv Shakti Loader User Panel dashboard. The left sidebar contains navigation options: Dashboard, Vehicles, Bookings, Feedbacks, and Setting. The main content area is titled "Dashboard / Overview" and features four action cards: "My Profile", "My Booking", "Cancel Booking", and "Book Loader". Below these cards is a "List of Vehicles" section with a search bar and a table of vehicle details.

#	Name	Rent	Year	Category	Fual Type	HP	Status
1	Bull	2000	2024	Loader	Diesel	95	Available
2	Hyundai HL960HDxt	5000	2020	Loader	Diesel	222	Available
3	john Dear 5060E	1000	2024	Trector	Diesel	55	Available

Showing 1 to 3 of 3 entries

Copyright © 2024 Shiv Shakti Loader Service | Develope By - Parth Rathod

11. User View Booking

This page displays detailed information about a user's current and past bookings. Users can see the status of their bookings, vehicle details, and payment confirmation.

The screenshot shows the Shiv Shakti Loader User View Booking page. The left sidebar is expanded to show "Bookings" with sub-options: Add, View, and Manage. The main content area is titled "Dashboard / Booking / View My Booking" and features a "Bookings" section with a search bar and a table of booking details.

Name	Phone	Vehicle Name	Booking Date	Booking Time	Booking Hour
Parth Rathod	6353312905	Bull	2024-08-24	16:57:00	5
Parth Rathod	6353312905	Hyundai HL960HDxt	2024-08-20	16:54:00	5
Parth Rathod	6353312905	Hyundai HL960HDxt	2024-08-21	14:46:00	10

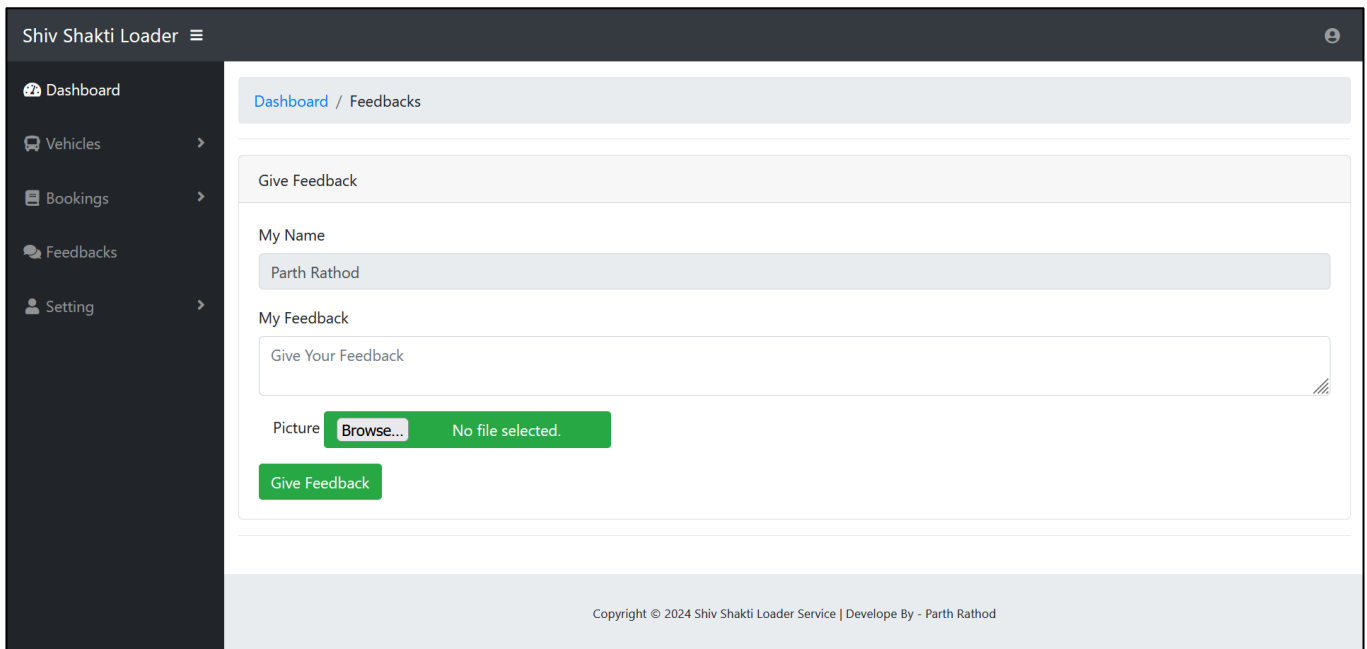
Showing 1 to 3 of 3 entries

Generated: 01:07:23pm

Copyright © 2024 Shiv Shakti Loader Service | Develope By - Parth Rathod

12. User Give Feedback

The User Give Feedback page allows users to submit their feedback about the services or products. It includes fields for the user to enter their name, email, and message, with an option to rate their experience, ensuring valuable input is gathered to improve the service.



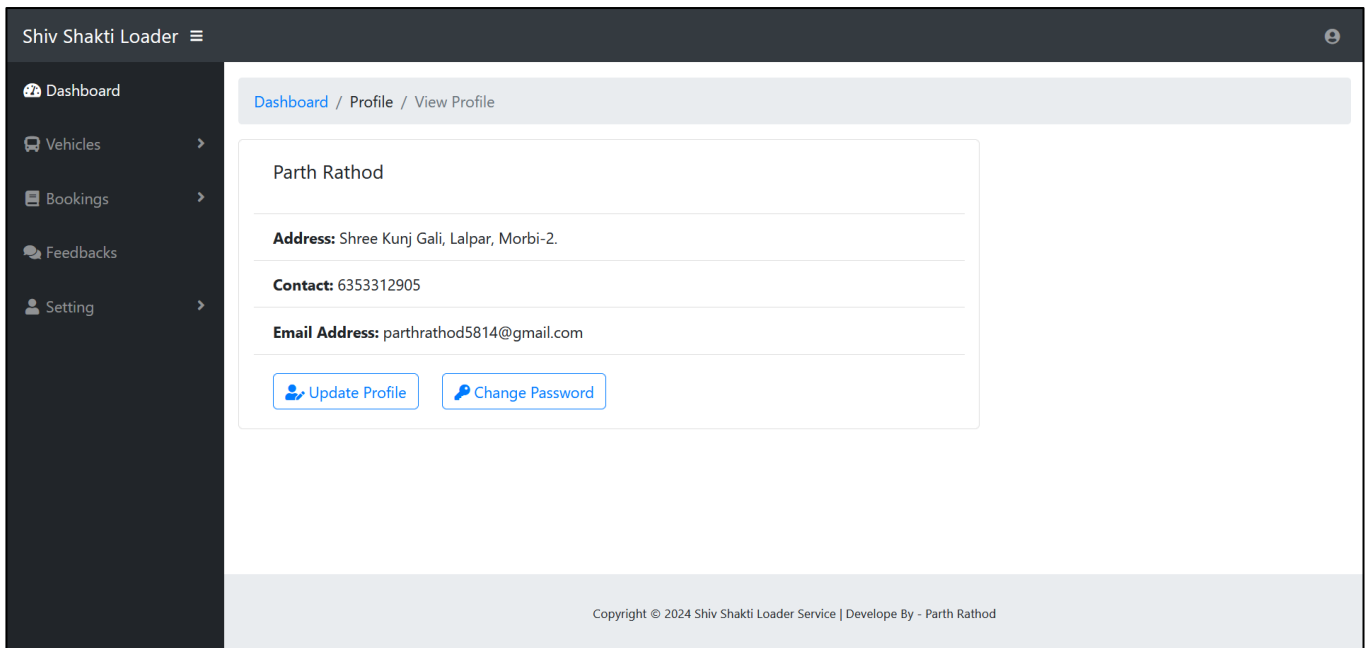
The screenshot shows the 'Give Feedback' page in the Shiv Shakti Loader application. The page has a dark sidebar with navigation options: Dashboard, Vehicles, Bookings, Feedbacks, and Setting. The main content area is titled 'Give Feedback' and contains the following form elements:

- My Name:** A text input field containing 'Parth Rathod'.
- My Feedback:** A large text area with the placeholder text 'Give Your Feedback'.
- Picture:** A file upload section with a 'Browse...' button and the text 'No file selected.'
- Submit:** A green 'Give Feedback' button.

At the bottom of the page, there is a footer: Copyright © 2024 Shiv Shakti Loader Service | Develop By - Parth Rathod.

13. User Manage Profile

The User Manage Profile page allows users to view and update their personal information, such as name, email, and contact details. It also includes an option to change and update their password by entering the current password and setting a new one for enhanced account security.



The screenshot shows the 'View Profile' page in the Shiv Shakti Loader application. The page has a dark sidebar with navigation options: Dashboard, Vehicles, Bookings, Feedbacks, and Setting. The main content area is titled 'View Profile' and displays the following user information:

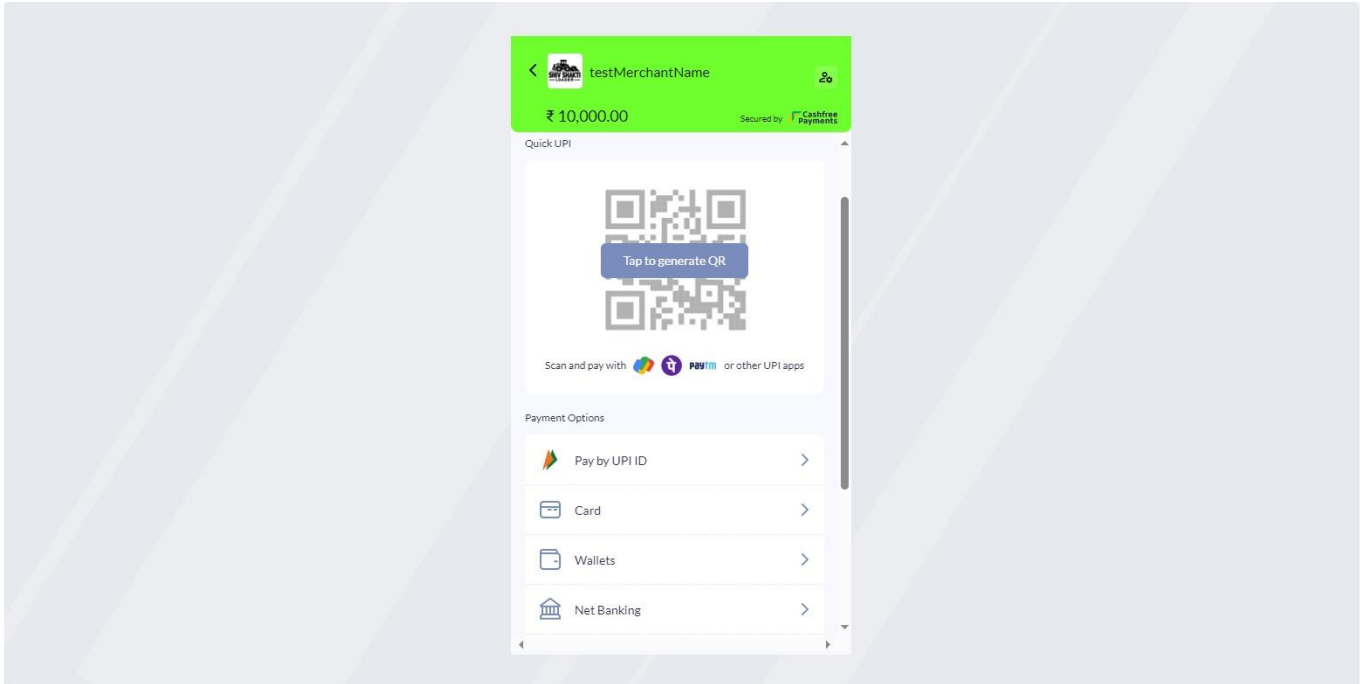
- Name:** Parth Rathod
- Address:** Shree Kunj Gali, Lalpar, Morbi-2.
- Contact:** 6353312905
- Email Address:** parthrathod5814@gmail.com

At the bottom of the profile information, there are two buttons: 'Update Profile' and 'Change Password'.

At the bottom of the page, there is a footer: Copyright © 2024 Shiv Shakti Loader Service | Develop By - Parth Rathod.

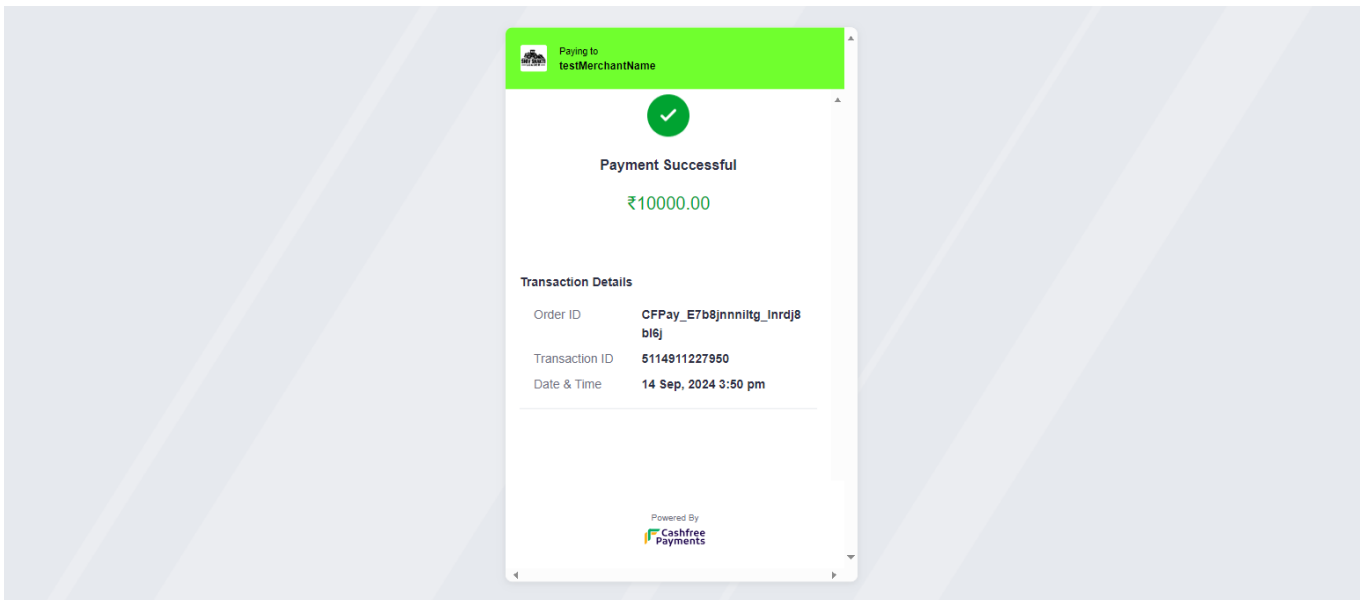
14. Payment Page

The Payment page is where users finalize their booking by making an online payment. The page supports multiple payment options and ensures secure transactions.



15. Success Payment

After a successful payment, users are redirected to this page to confirm their booking. It displays a confirmation message and booking details, assuring the user that their transaction has been processed.



16. Admin Panel

The Admin Panel is where administrators manage the website's content and operations. They can add or remove vehicles, view and manage user accounts, process bookings, respond to inquiries, and review user feedback.

Shiv Shakti Loader Parth Rathod

Dashboard / Overview

3 Users View Details

2 Drivers View Details

3 Vehicles View Details

3 Bookings View Details

Bookings

Show 10 entries Search:

#	Name	Phone	Vehicle Name	Booking Date	Booking Time	Booking Hour
1	Parth Rathod	6353312905	Bull	2024-08-24	16:57:00	5
2	Parth Rathod	6353312905	Hyundai HL960HDxt	2024-08-20	16:54:00	5
3	Parth Rathod	6353312905	Hyundai HL960HDxt	2024-08-21	14:46:00	10

Showing 1 to 3 of 3 entries Previous 1 Next

Copyright © 2024 Shiv Shakti Loader Service | Develop By - Parth Rathod

17. Admin View Users

This page within the Admin Panel provides a list of all registered users. Admins can view user profiles, update user details, or remove users from the system as needed.

Shiv Shakti Loader Parth Rathod

User / View Users

Registered Users

#	Name	Contact	Address	Email
1	Dhruv Virsodiya	6354043443	Nasitpar, Morbi.	dhruv@gmail.com
2	Alpesh Savsani	7984199872	Madhuvan-Society, Morbi.	alpesh@gmail.com
3	Parth Rathod	6353312905	Shree Kunj Gali, Lalpar, Morbi-2.	parthrathod5814@gmail.com

Copyright © 2024 Shiv Shakti Loader Service | Develop By - Parth Rathod

18. Admin Manage Vehicles

This image displays the "Manage Vehicles" page from the admin panel of the Shiv Shakti Loader Service project. It lists available vehicles with details such as name, rent, year, category, fuel type, and horsepower, alongside options to update or delete each vehicle.

Shiv Shakti Loader Parth Rathod

Vehicles / Manage Vehicles

Available

#	Name	Rent	Year	Category	Fual Type	HP	Status
1	Bull	2000	2024	Loader	Diesel	95	Update Delete
2	Hyundai HL960HDxt	5000	2020	Loader	Diesel	222	Update Delete
3	john Dear 5060E	1000	2024	Trector	Diesel	55	Update Delete

Copyright © 2024 Shiv Shakti Loader Service | Develope By - Parth Rathod

19. Admin Manage Bookings

The "Admin View and Manage Booking" page allows the admin to view bookings and delete them. After deletion, the user automatically receives a cancellation email.

Shiv Shakti Loader Parth Rathod

Bookings / View

Bookings

#	Name	Phone	Vehicle Name	Booking Date	Booking Time	Booking Hour	Action
1	Parth Rathod	6353312905	Bull	2024-08-24	16:57:00	5	Delete
2	Parth Rathod	6353312905	Hyundai HL960HDxt	2024-08-20	16:54:00	5	Delete
3	Parth Rathod	6353312905	Hyundai HL960HDxt	2024-08-21	14:46:00	10	Delete

Copyright © 2024 Shiv Shakti Loader Service | Develope By - Parth Rathod

20. Admin Manage Feedbacks

The "Admin Manage Feedback" page allows the admin to view, or delete user feedback. This feature helps the admin to manage customer reviews and ensure appropriate content on the platform.

The screenshot shows the 'Admin Manage Feedbacks' page. The left sidebar contains navigation options: Dashboard, Users, Drivers, Vehicles, Bookings, Feedbacks (with sub-options View and Manage), Inquiries, Subscribers, and Settings. The main content area is titled 'Client Feedbacks' and displays a table with 6 rows of feedback. Each row includes a serial number, the user's name, the feedback text, and a 'Delete' button. The footer contains the copyright notice: 'Copyright © 2024 Shiv Shakti Loader Service | Develop By - Parth Rathod'.

#	Name	Feedback	Action
1	Shivam Nimavat	The layout is clean and user-friendly, making it easy to navigate.	Delete
2	Urvesh Parmar	The website performs well on various devices and screen sizes.	Delete
3	Ajmal Bhuriya	The website loads relatively quickly.	Delete
4	Priyank Maheta	The website includes basic accessibility features.	Delete
5	Dhruv Virsodiya	Content is relevant and informative, providing value to visitors.	Delete
6	Alpesh Savsani	Interactive elements, such as forms and social media links, are functional.	Delete

21. Admin Manage Inquiry

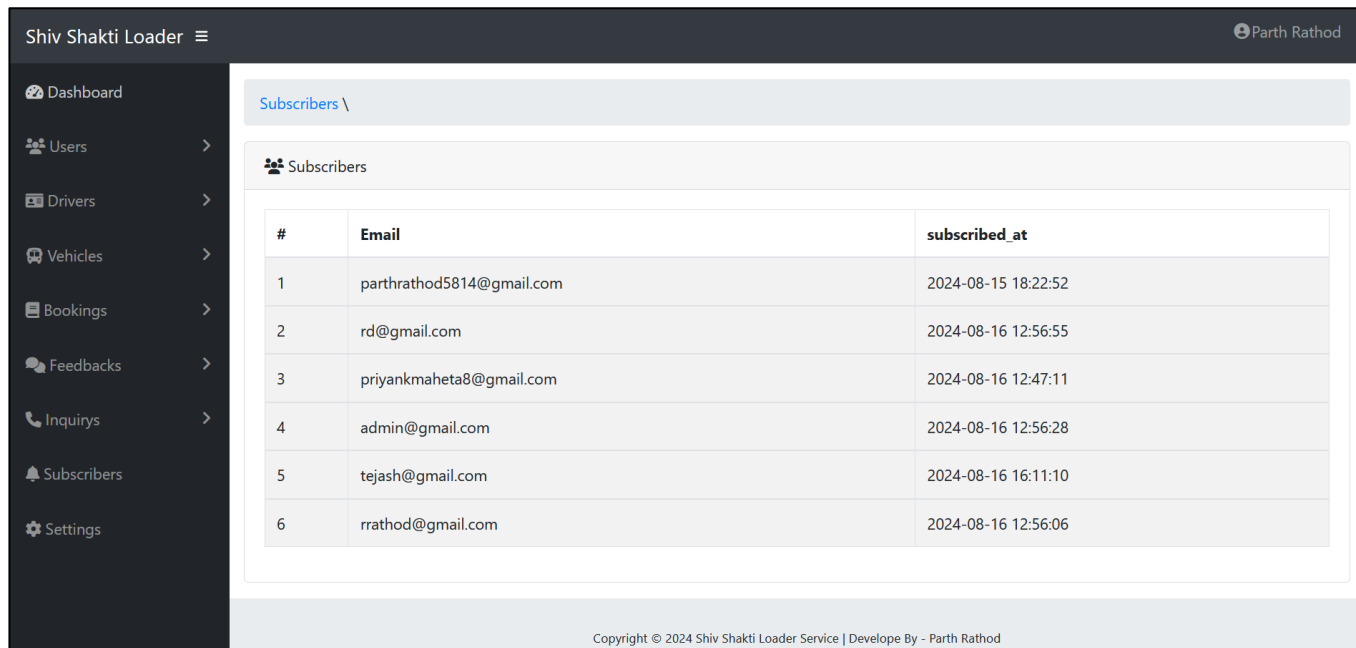
In the Admin View Messages, the admin can see all the messages submitted by users through the contact form. This page displays the sender's name, email, message, and the option to respond or take action on each message.

The screenshot shows the 'Admin Manage Inquiry' page. The left sidebar is identical to the previous page. The main content area is titled 'Inquiries' and displays a table with 5 rows of user inquiries. Each row includes a serial number, the user's name, email, contact number, the message text, and a 'Delete' button. The footer contains the copyright notice: 'Copyright © 2024 Shiv Shakti Loader Service | Develop By - Parth Rathod'.

#	Name	Email	Contact No	Message	Action
1	Tejash Kanzariya	tk@gmail.com	9826526526	What payment methods do you accept?	Delete
2	Urvesh Parmar	parmarurvesh45@gmail.com	9785237425	How can I track my Vehicle?	Delete
3	Maheta Priyank	priyank425@gmail.com	9523654525	How can I get in touch with customer support?	Delete
4	Alpesh Savsani	alpeshsavsani005@gmail.com	9856236542	Any Discount Policy Available?	Delete
5	Ravi Shah	ravi88@gmail.com	9158525425	How Can I Receive Refund After The Cancel Booking?	Delete

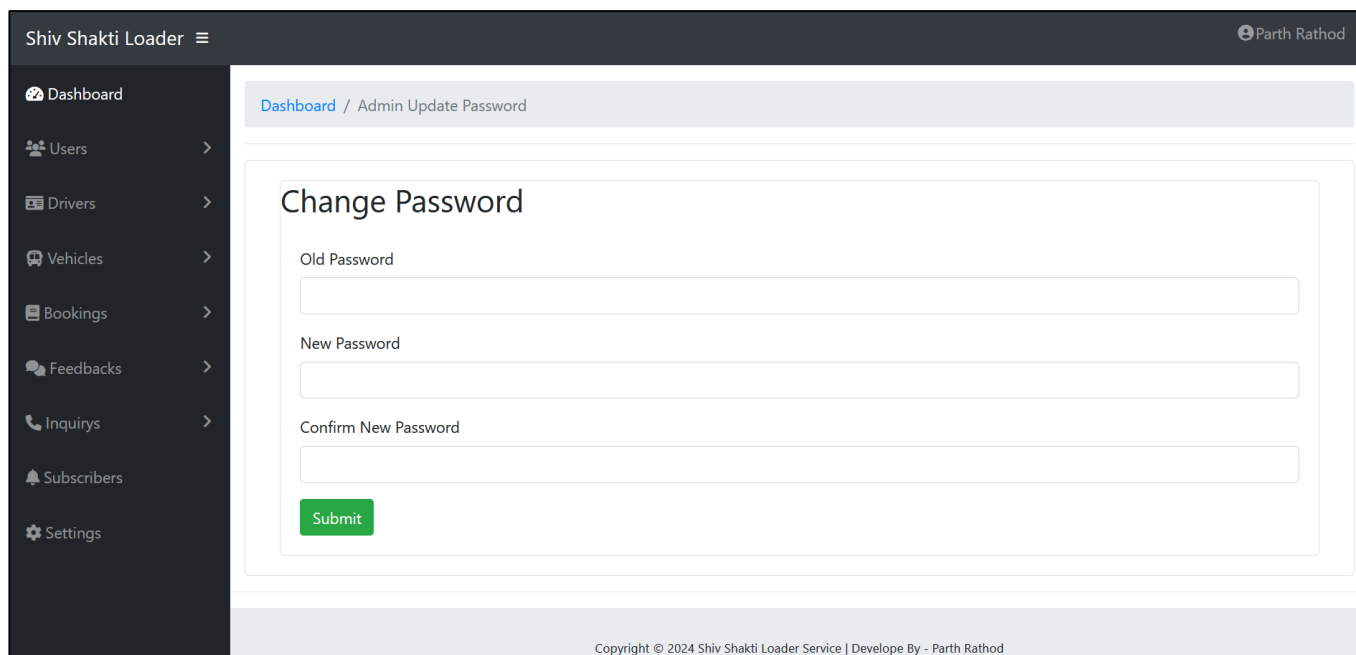
22. Admin View Subscribers

In the Admin View Subscribers section, the admin can see a list of users who have subscribed to the website's newsletter or updates. This page typically shows the subscriber's email and offers options to manage or remove subscribers.



23. Admin Settings

In the Admin Settings section, the admin has the ability to change their password for enhanced security. This feature usually includes fields for entering the current password, the new password, and a confirmation of the new password to ensure accuracy.



4.3 Future Enhancement

- **Mobile Application Development:** To extend the reach of the service, developing a mobile application would enhance accessibility and convenience for users. This would allow customers to book loaders and tractors on the go, receive push notifications, and easily manage their bookings from their smartphones.
- **Multi-Language Support:** Implementing multi-language support would enable users from different regions to use the platform in their preferred language. This could increase user engagement and make the platform more inclusive for a wider audience.
- **Advanced Booking Features:** Introducing features such as scheduling bookings in advance, recurring bookings for regular customers, and dynamic pricing based on demand could add significant value to the platform. It would give users more control over their rental preferences.
- **GPS Tracking of Vehicles:** Adding GPS tracking functionality would allow customers to track the real-time location of the rented loaders or tractors, providing transparency and better management of resources for both users and service providers.
- **Expansion of Service Offerings:** Future developments could include adding more types of equipment or vehicles for rental, such as cranes, bulldozers, or excavators. This would cater to a broader customer base and meet the needs of more industries.

5.3 Bibliography

- **PHP Documentation**
PHP: Hypertext Preprocessor. Retrieved from <https://www.php.net/docs.php>
- **MySQL Documentation**
MySQL: The world's most popular open-source database. Retrieved from <https://dev.mysql.com/doc/>
- **W3Schools**
A comprehensive guide to HTML, CSS, and JavaScript. Retrieved from <https://www.w3schools.com>
- **Stack Overflow**
A developer community forum used to troubleshoot and find coding solutions. Retrieved from <https://stackoverflow.com>
- **PHPMailer Documentation**
PHPMailer: A full-featured email creation and transfer class for PHP. Retrieved from <https://github.com/PHPMailer/PHPMailer>
- **Cashfree Payment Gateway Integration**
Documentation and API guide for integrating Cashfree payment gateway. Retrieved from <https://docs.cashfree.com>
- **Google**
General research, troubleshooting, and reference information. Retrieved from <https://www.google.com>

Conclusion

- The **Shiv Shakti Loader Service** project successfully transitioned the company's operations from a manual system to a digital platform, offering seamless online booking, payment integration, and automated email notifications. With the use of **HTML, CSS, JavaScript, PHP, and MySQL**, the platform improves operational efficiency, enhances customer satisfaction, and provides a competitive edge over existing services like Indiamart. This project modernizes the rental service, ensuring a user-friendly and efficient solution for customers and the company.